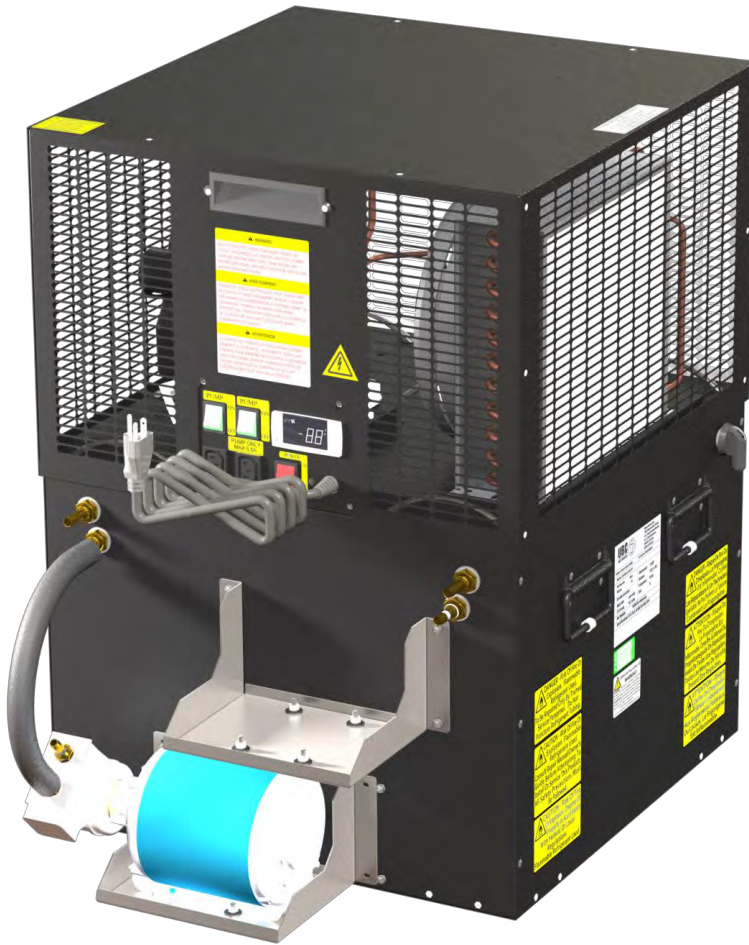



Glycol Chiller Extra 3/4 hp

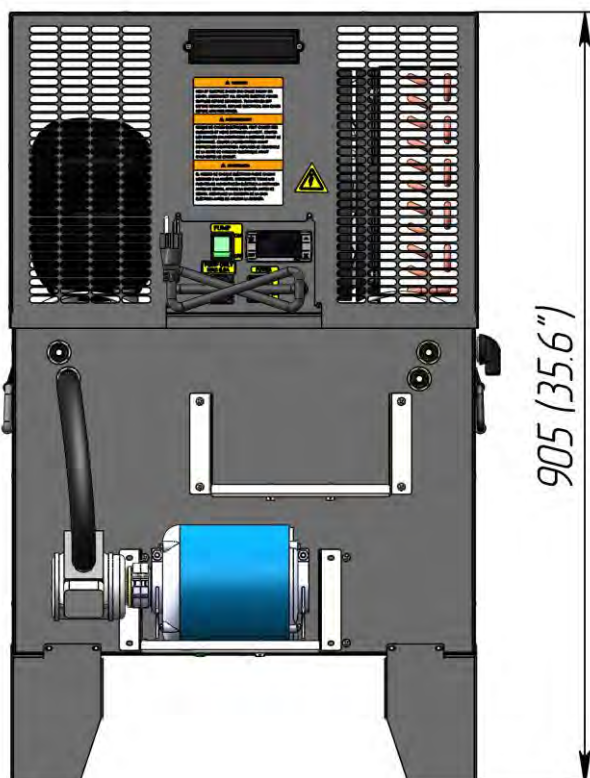
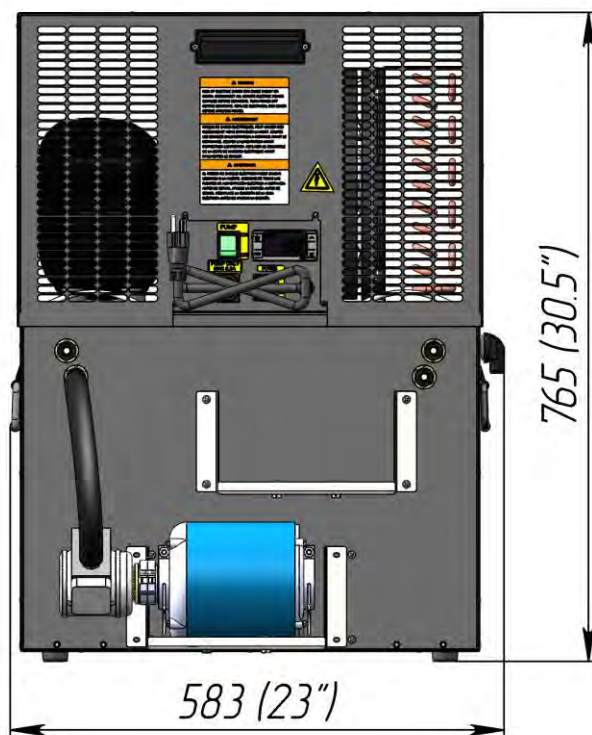
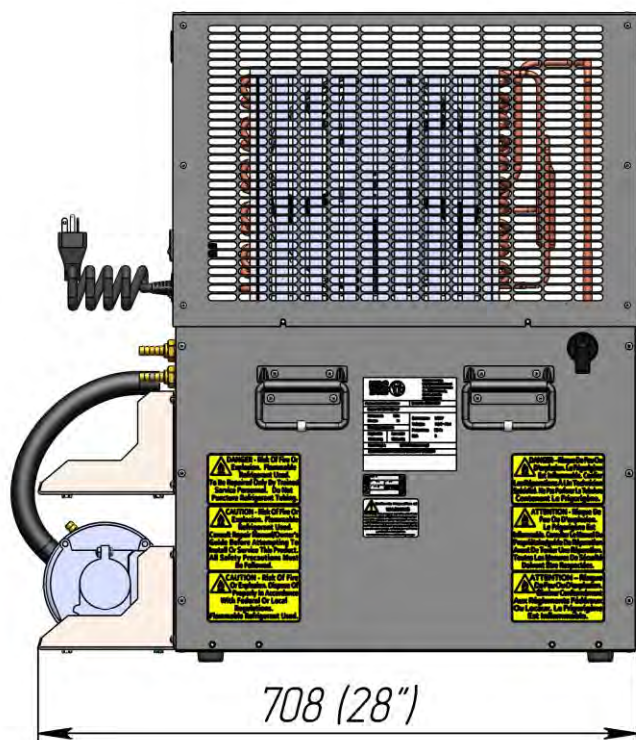
Specifications



Internal number	151.00.000.00-XX
Part number	EG 3/4GP
Maximum distance, ft	up to 450
Capacity, BTU/h, evap 20 °F	5500
Glycol tank capacity, gal	18
Compressor power, hp	1
Dedicated circuit, amp	20
Plug type (NEMA #)	Hardwire or 5-20P 
Voltage, V / frequency, Hz	115 / 60
Dedicated circuit (Hardwire)	20 A
Dedicated circuit (Plug)	20 A
Pump type	Vane with 1/3 hp motor
Pump, GPH	80
Number of pre-installed pumps	1
Number of additional pumps	1
Refrigerant	R290
Width, in	28
Depth, in	23
Height, in	30.5 / 35.6 (on legs)
Weight gross/net, lb	146 / 139
Power cord length, ft	6
Inlet/Outlet barb, in	3/8
Operating ambient temperature, °F	60-90
Clearance at least	12" around the entire unit
Glycol mixture, vol%	40 % glycol and 60% water

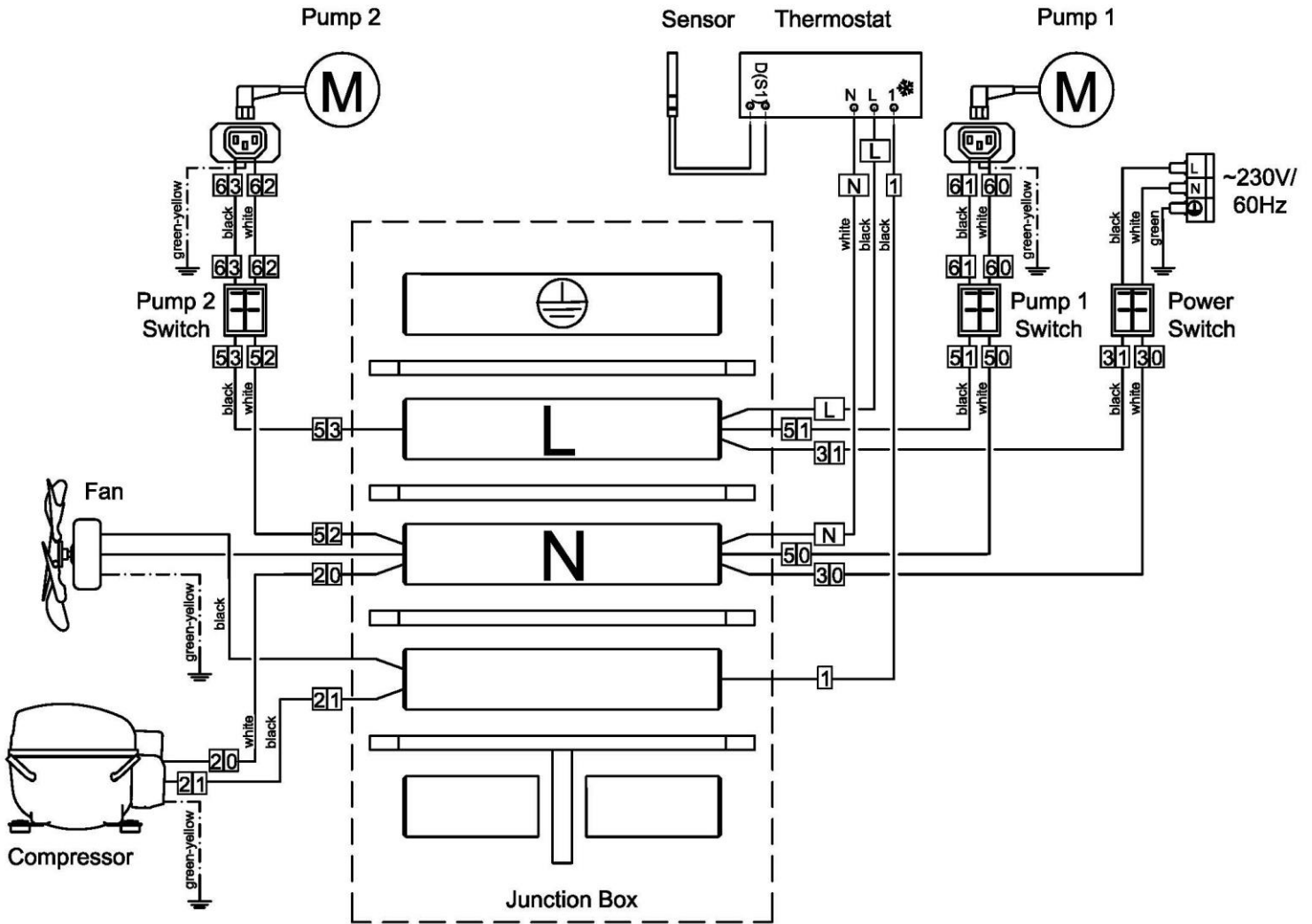
Glycol Chiller Extra 3/4 hp

Overall dimensions



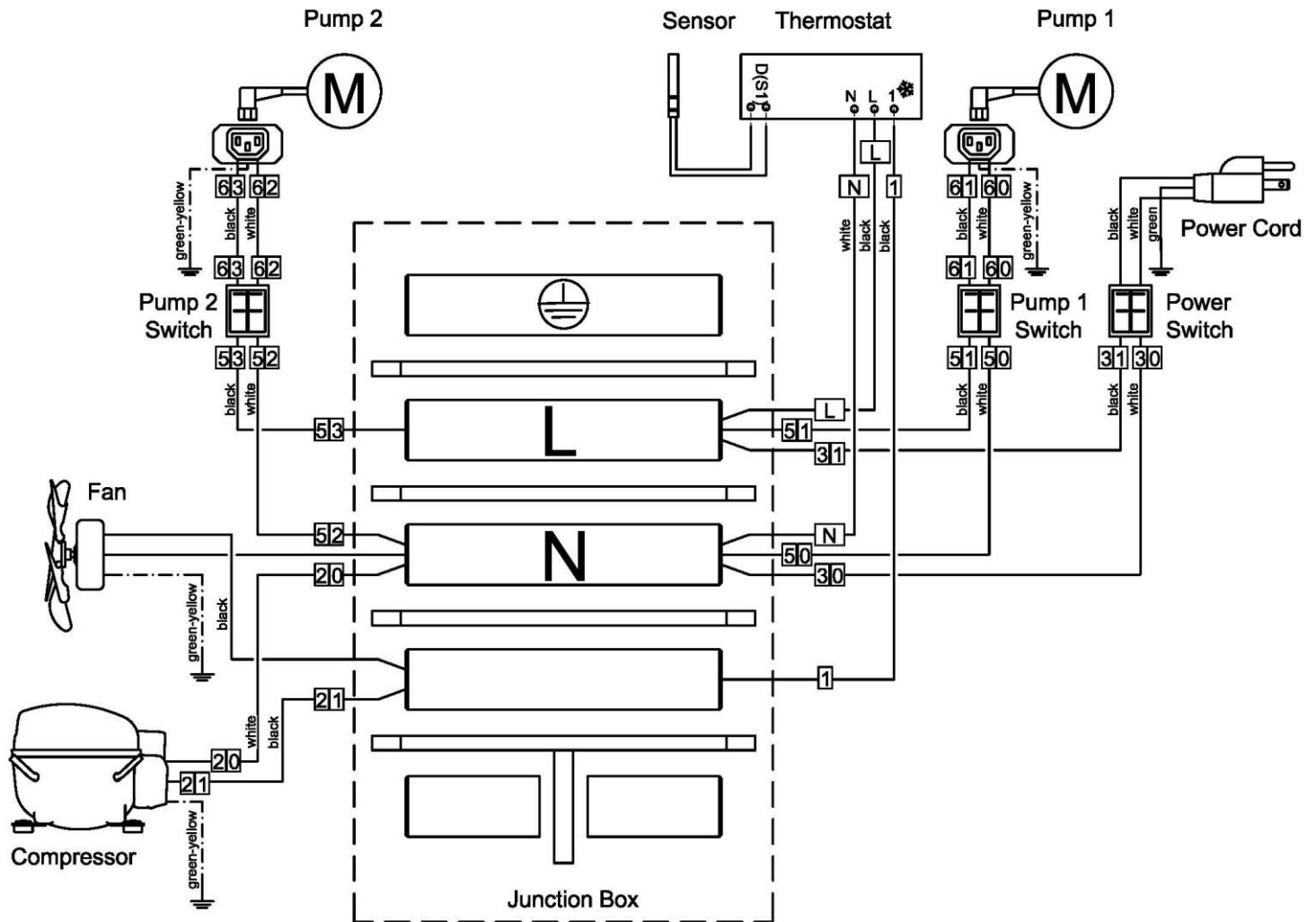
Glycol Chiller Extra 3/4 hp

Wiring diagram (Hardwire version)



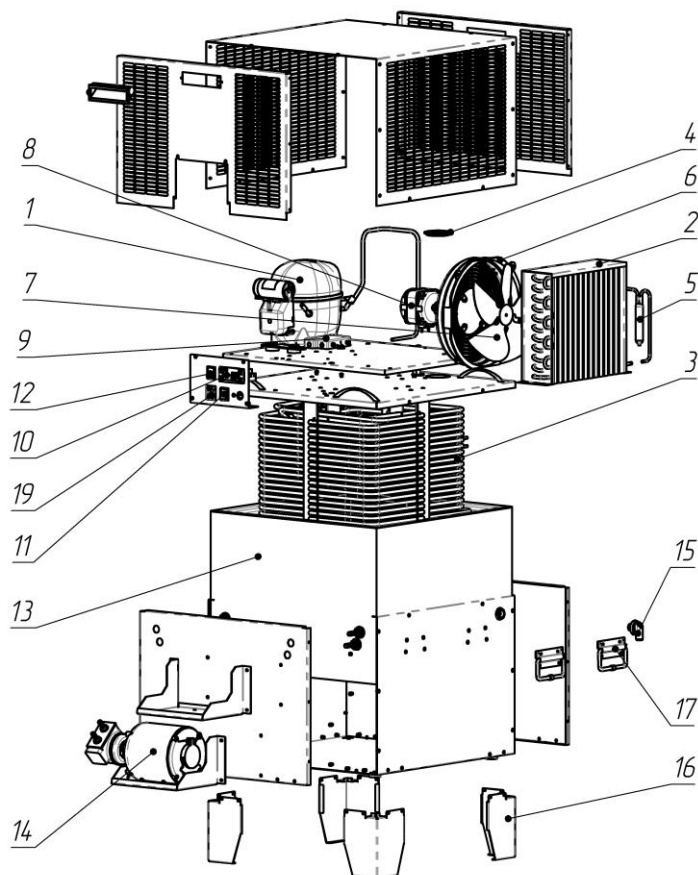
Glycol Chiller Extra 3/4 hp

Wiring diagram (Plug version)



Glycol Chiller Extra 3/4 hp

Parts



1	Compressor "EMBRACO" NTX 6225UV 208-230 V/60Hz or "SECOP" SCE18MNX 208-230 V/60Hz
2	Air condenser "KARYER" STVF 194
3	Evaporator
4	Cap
5	Filter-drier "DE-NA" GR-15 d6.1xd6.1xd2.5
6	Plastic grid "KARYER" D=254 mm
7	Impeller Ø254 mm., $\alpha=28^\circ$
8	Electric motor "ELCO" NU 16-30-4/280 (230V-50/60Hz), UL
9	Terminal block "ITW ELETTROGIBI" PA104
10	Thermostat "DANFOSS" ERC 111A
11	Power switch "ARCOLECTRIC" C6053ALBR (Red)
12	Power switch "ARCOLECTRIC" C6053ALBG (Green)
13	Glycol bath
14	Glycol pump «FLUID-O-TECH» PA 2501, cover to the pump « FLUID-O-TECH », set union joint « FLUID-O-TECH » 48 YZ and motor "MARATHON" 5KH33GNA444X (200-240 V, 50/60 hz)
15	Overflow
16	Foot
17	Handle
18	Capillary tube 2.4x0.575x300 mm
19	Connector R302SN 250V 10A